

SHI SERIES LVDT DISPLACEMENT TRANSDUCER

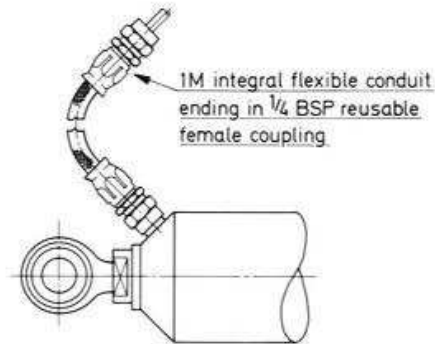
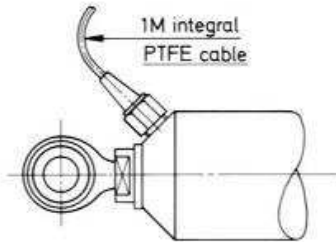
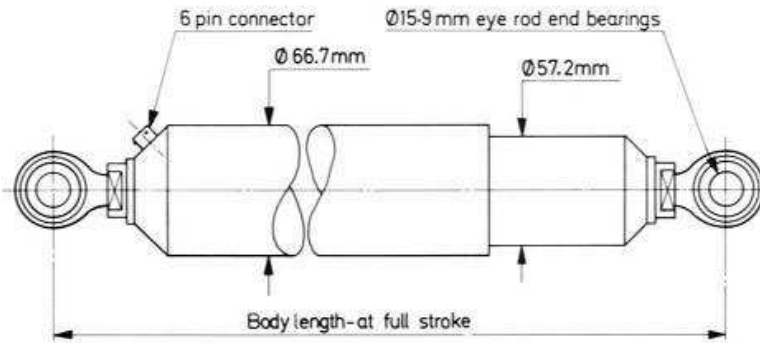


- AC OPERATION
- SHORT HEAVY INDUSTRIAL
- CONNECTOR OR INTEGRAL CABLE
- ROD END BEARINGS
- STAINLESS STEEL BODY
- UP TO 180° OPERATION

The SHI 'Short Heavy Industrial' LVDT displacement transducer consists of a standard linear variable differential transformer housed within a robust stainless steel body. The concentric tubes of the telescopic assembly are guided by means of a linear bearing and are retained by rigid end stops within the body. The fixed and moving ends of the transducer are fitted with rod end bearings for mounting purposes.

The version was introduced to provide long working strokes within minimum length bodies. The rugged and reliable construction of the series makes it particularly suited to Heavy Industrial applications and 'uncomfortable' environments. Of conventional LVDT principle these transducers are designed for use on low voltage AC supplies at frequencies between 50Hz and 5KHz.

The rod end bearings are screwed into the two body end sections and are fitted with lock nuts. The length of thread on one end bearing permits an adjustment of $\pm 6\text{mm}$ (± 0.25 inches) to provide a fine control of mechanical zero position.



Note: Other cable and conduit lengths available.

SPECIFICATION

Input voltage	From less than 1V to 10V RMS
Input frequency	5Hz to 5KHz
Max. recommended primary current	20mA
Working temperature range	-40°C to +150°C (180°C integral cable)
Survival temperature range	-50°C to +150°C (180°C integral cable)
Linearity	Better than 0.5% full scale
Repeatability	Better than 0.02% reading
Body material	EN 58 (Non magnetic stainless)
Core material	EN 56 (Magnetic stainless)
Calibration I/P signal	5V RMS @ 3KHz

TRANSDUCER TYPE:-	SHI 50	SHI 100	SHI 150	SHI 200	SHI 300	SHI 400	SHI 500	SHI 600
TOTAL DISPLACEMENT RANGE (mm)	50	100	150	200	300	400	500	600
OUTPUT AT FULL RANGE (mV/V at 3KHz)	460	720	780	880	720	480	400	432
NULL VOLTAGE (% F.R.O.)	0.4	1.2	1.6	0.7	0.2	0.6	0.8	0.2
PRIMARY IMPEDANCE (OHMS at 3KHz)	200	550	550	420	320	340	390	350
PRIMARY RESISTANCE (OHMS)	120	180	260	260	200	480	300	250
SECONDARY IMPEDANCE (OHMS)	200	350	560	470	500	610	670	410
SECONDARY RESISTANCE TOTAL (OHMS)	190	340	470	460	450	800	400	390
ZERO PHASE FREQUENCY (KHz)	3.8	3.75	4.0	3.75	3.0	5.0	4.1	4.5
WEIGHT (EXC. CABLE) (KG)	4.5	5.0	5.5	6.0	7.0	8.0	9.0	10.0
BODY LENGTH (mm)	381	508	610	965	1194	1200	1397	1626

We reserve the right to alter the specification without notification.

SENSONICS LIMITED



Sensonics Ltd
 Northbridge Road
 Berkhamsted
 Herts, HP4 1EF
 United Kingdom
 Tel: +44 (0)1442 876833
 Fax: +44 (0)1442 876477
www.sensonics.co.uk