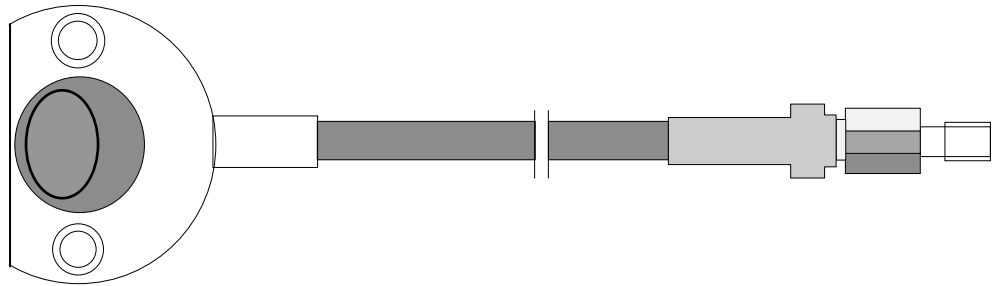


SENTURION EDDY CURRENT PROBES



DISC TYPE - PRD 08 - Ø20mm SPECIAL OVAL TIP



- 6.35mm measurement range for limited target areas
- Non contact measurement of static or dynamic surfaces
- Robust stainless steel case, with 2 or 3 mounting holes
- Peek encapsulated tip, impervious to oil or water ingress
- Range of standard bracketry available, for mounting
- Choice of cable lengths with or without armouring
- Connection directly to driver or via an extension cable
- Operating temperature range -30°C to +180°C

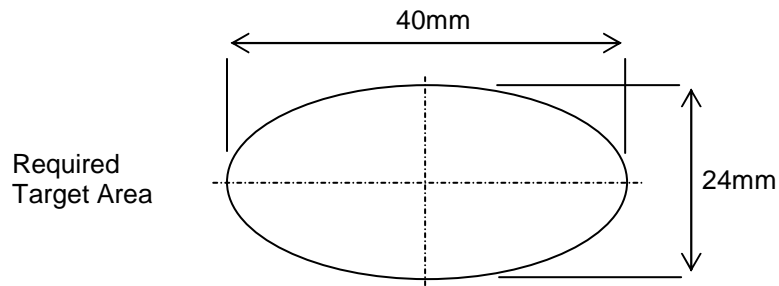
Sensonics range of **SENTURION** eddy current probes are designed to be the most robust and reliable units available, and are ideally suited to a vast range of industrial applications.

The **SENTURION** eddy current probes are intended for use within a system comprising of the probe, an extension cable (if required) and a driver unit. The probes are supplied in tuned lengths, and can be linked directly to the driver or via the afore mentioned extension cable. However the system is connected the total lengths must add up to 5, 7 or 9 metres.

The disc type eddy current probes are ideal for use where space is at a premium, or if a side exit cable is advantageous for ease of installation.

Sensonics can supply a range of ancilliary items such as brackets, housing for probes and drivers, glands, as well as offer advice on probe applications and mounting.

Ideal for applications where limited target area is available to measure differential expansion or thrust on steam turbines.



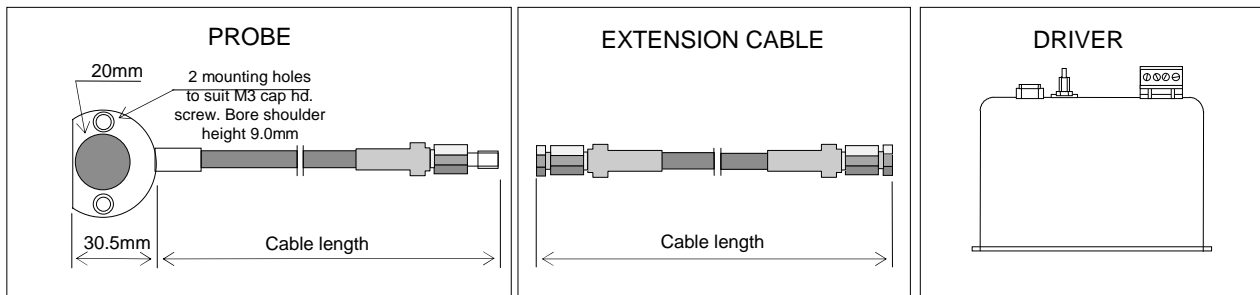
SENTURION EDDY CURRENT PROBES

DISC TYPE - PRD 08 - 20mm SPECIAL OVAL TIP

SPECIFICATION

Body material.....	Stainless steel
Tip material.....	PEEK with stycast potting
Cable specification.....	RG179 PTFE insulated
Linear range - $\pm 1\%$ of reading.....	0.5 to 6.35mm
- $\pm 1\%$ of full scale.....	0 to 6.35mm
Sensitivity.....	3.2mV/ μ m
Temperature sensitivity - Probe.....	Less than 5% at 150°C
- Driver.....	Less than 5% at 90°C
Output impedance.....	Less than 50 Ω
Interchangeability.....	Less than 5%
Cal pot range.....	$\pm 5\%$ or greater
Operating temperature - Probe.....	-30°C to +180°C
- Driver.....	-30°C to +90°C
Survival temperature.....	As operating temperature
Power supply.....	-24Vdc at 30mA nominal
Power supply tolerance.....	-18Vdc to -30Vdc (linear range will be affected)
Frequency range.....	DC to 10kHz
Resolution (restricted by noise, drift & stability).....	0.002mm
Effect of target curvature.....	+5% for $\varnothing 150$ mm
.....	+12% for $\varnothing 25$ mm
Effect of target magnetism.....	Less than 1% at 110mT

ORDERING INFORMATION



PRD 08 / 1.0 U 0 1	EXC / 4.0 A 0	ECD 08 / 5 1 0
<u>Cable length</u> 1.0 - 1m 5.0 - 5m 7.0 - 7m 9.0 - 9m	<u>Cable length</u> 4.0 - 4m 6.0 - 6m 8.0 - 8m	<u>Total system cable length</u> 5 - 5m 7 - 7m 9 - 9m
<u>Cable protection</u> U - Unarmoured (standard) A - Armoured	<u>Cable protection</u> A - Armoured U - Unarmoured	<u>Sensitivity</u> 1 - 0-6.35mm Range 3.2mV/ μ m
<u>Connector gender</u> 0 - Female SMC (connection to driver) 2 - Male SMC (f.u.w. extension cable)	<u>Connector</u> 0 - SMC Female	<u>Mounting</u> 0 - Std Mount 1 - 35mm DIN rail
<u>Sensitivity</u> 1 - 0-6.35mm Range 3.2mV/ μ m		

Note: Total system lengths must add up to 5, 7 or 9m. Probe system length may be up to 0.7m longer than stated.

DS1167



Sensonics Ltd
 Northbridge Road
 Berkhamsted
 Herts, HP4 1EF
 United Kingdom
 Tel: +44 (0)1442 876833
 Fax: +44 (0)1442 876477
www.sensonics.co.uk